

Spider  Farmer

USER MANUAL

Plant Stand



SF-PS-04

WHY CHOOSE SPIDER FARMER?



Shipping:

- A. Global Delivery Available: We deliver worldwide
- B. Multiple Warehouses: with warehouses in the USA, CA, AU, UK, EU, RU, and TH, we can offer fast delivery within 24 hours



Customer Service :

- A. Local Repair Centers: We have repair centers in the USA, CA, AU, UK, EU, and RU for your convenience
- B. 5-Year Warranty
- C. Dedicated Customer Service: our friendly and professional customer service department is always ready to assist you



Support:

- Professional Technical Support: We have a team of experts available to assist you with any technical issues



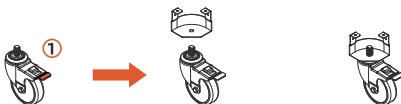
Bulk Price Discounts

- Discounts for Large Orders: The more you order, the cheaper the price

ASSEMBLY INSTRUCTIONS

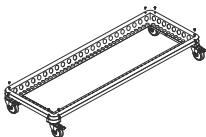
STEP 1

Press ① to lock casters. Firmly push a Caster into each insert. Clockwise rotation. (4xD&E)



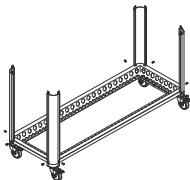
STEP 2

Use 8xscrews(F) connect the caster and support shelf (A).



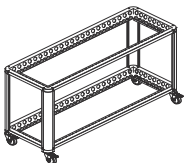
STEP 3

Take 4xC connect to the support shelf. Tight the screws.



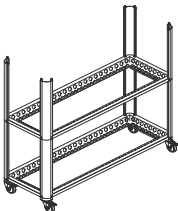
STEP 4

Set up the second floor support shelf.



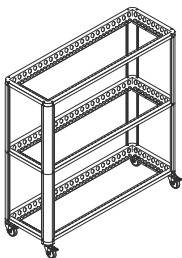
STEP 5

Take 4xC connect to the second floor support shelf. Tight the screws.



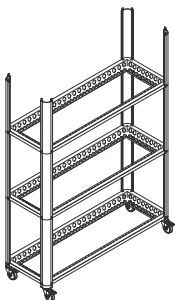
STEP 6

Set up the third floor support shelf.



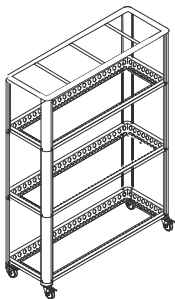
STEP 7

Take 4xC connect to the third floor support shelf . Tight the screws.



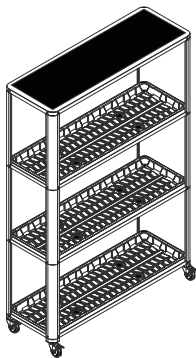
STEP 8

Set up the top support shelf(B).



STEP 9

Put the waterproof trays(H) and top plate(I).




FEATURES



CASTER

Detachable & Lockable & 360° Rotating



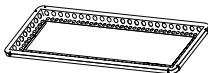
WATERPROOF TRAY

Durable & Leakproof



TOP PLATE

Place Garden Tools & Easy Clean



IRON FRAME

Heavy Duty & Easy Set-up

LIGHTS RECOMMEND

Spider Farmer Glow80

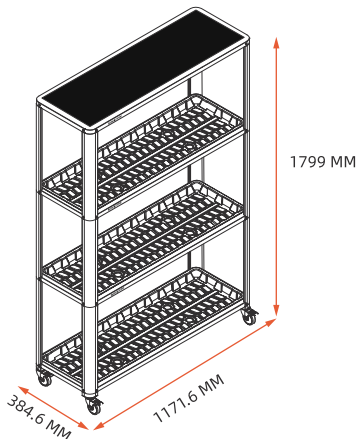











Spider Farmer SF600



PACKAGE INCLUDE

Please read through all the instructions and identify you have all parts before you start assembling.



	NAME	QUANTITY	SIZE
A 	Support shelf	3PCS	1170*381.2*56.2MM
B 	Top Shelf	1PCS	1170*381.2*25MM
C 	Vertical Bar	12PCS	570.7*48*48MM
D 	Caster Insert	4PCS	48*48*49.5MM
E 	Caster	4PCS	M12*25
F 	Screws	42PCS	M5*10MM
G 	Allen key	1PCS	3MM*L
H 	Waterproof tray	3PCS	1150*363*50.8MM
I 	Top Plate	1PCS	1120*337*1.5MM

OTHER CATEGORIES

Led Grow Light

Spider Farmer Led Grow Lights utilize Samsung LM301 H EVO high-efficiency diodes to provide powerful and uniform light output for optimal crown penetration and the highest possible yield. Each light comes equipped with a dimming box, allowing for adjustable light intensity and the ability to connect multiple lights for uniform light distribution.



Grow Tents

Spider Farmer grow tents are designed to create ideal growing conditions for indoor plant cultivation. By adopting a unique 1680D Oxford canvas and Diamond reflective Mylar, Spider Farmer grow tents effectively maximize light reflectivity and prevent light leaks. The metal frame is made from hardened steel, and our tents are three times thicker and denser than ordinary tents. With a stable metal angle adapter and a load capacity of up to 140 lbs.



Inline Fans

Utilizing a mixed flow design combined with an EC motor to ensure true energy efficiency with a very low noise level. Lightweight ABS blades reduce the airflow resistance and increase airflow by 40%. The smart controller has multiple modes for operation, 10 speeds, is easy to program and can control the humidity and temperature automatically.



Heat Mat

The Spider Farmer heating mat utilizes its advanced design to quickly heat the root area by 50-77°F (10-25°C) above the ambient air temp within 2 minutes. Compared with the traditional heating wire, the innovative far-infrared film heating speed is faster, the energy consumption is lower, the soft heat distribution is more uniform, and does not consume the moisture in the air which is more conducive to the germination and rooting of indoor gardening.



6L Digital Humidifier

An efficient cool mist humidifier designed for plant growth. With adjustable fog volume (1-4 levels) and humidity customization (35%-95% at 5% intervals), it helps maintain stable moisture levels. Equipped with a built-in hygrometer, sensor probe, and extendable tubing ensures effective humidification, even outside grow tents. It has a 12-hour timer (1-hour increments) and a 6L tank lasting up to 24 hours, with a max mist output of 450 ml/h, so it caters to many tent sizes and plant needs.



YOUR RELIABLE INDOOR GROW PARTNER

Our Social Media



Contact:

Tel: +1 8409776768

Email: support@spider-farmer.com
info@spider-farmer.com